



Signature Audit Summary

County: Rich

Election: 2024 Democratic Presidential Primary

Auditor: Anneliesa Peart

Date: 6 March 2024

Signature verification audits must be performed on 1% of all ballot envelopes PRIOR to any passed ballots in that group being separated from their envelopes AND on 1% of all challenged ballots prior to notification being sent to voters.

Number of signature affidavits audited on passed ballots (1% required): 1

Number of signature affidavits audited on challenged ballots (1% required): NA - none Challenged

Describe what was audited:

voter ID 2032427 was randomly pulled from Batch 1 of 22 ballots. It passed signature verification again at the audit.

1. Has each person reviewing signatures received signature verification training within the current calendar year?

Yes ___ No

2. Did the signature audit reveal any inconsistencies between the decision(s) made by the reviewer(s) to pass or challenge ballots and the findings of the audit??

___ Yes No (*If YES, please attach an explanation of any inconsistencies)

3. If yes, describe what additional training was provided or was the reviewer moved to another assignment?

NA

I have completed with audit in accordance with 20A-3a-402.5 and the Lieutenant Governor's Audit Policy

Signature: Peart

Date: 6 March 2024

Summary Results Report
 Presidential Primary Election
 March 5, 2024

OFFICIAL RESULTS

Rich County, Utah

Statistics	TOTAL	Election Day	Absentee
Election Day Precincts Reporting	0 of 11	0	0
Precincts Complete	0 of 11	0	0
Precincts Partially Reported	0 of 11	0	0
Absentee/ Early Precincts Reporting	11 of 11	0	11
Registered Voters - Total	55		
Registered Voters - NONPARTISAN	0		
Registered Voters - Democratic	55		
Ballots Cast - Total	25	0	25
Ballots Cast - NONPARTISAN	0	0	0
Ballots Cast - Democratic	25	0	25
Ballots Cast - Blank	0	0	0
Voter Turnout - Total	45.45%		
Voter Turnout - NONPARTISAN	0.00%		
Voter Turnout - Democratic	45.45%		

Democratic for U.S. President

Vote For 1	TOTAL	Election Day	Absentee
JOSEPH R BIDEN JR	18	0	18
GABRIEL CORNEJO	1	0	1
ANNE DEBORAH WILLIAMSON	4	0	4
K LOZADA	1	0	1
DEAN BENSON PHILLIPS	1	0	1
Overvotes	0	0	0
Undervotes	0	0	0
Contest Totals	25	0	25

1
Statistics

TOTAL

Registered Voters - Total	3
Registered Voters - NONPARTISAN	0
Registered Voters - Democratic	3
Ballots Cast - Total	4
Ballots Cast - NONPARTISAN	0
Ballots Cast - Democratic	4
Ballots Cast - Blank	0
Voter Turnout - Total	133.33%
Voter Turnout - NONPARTISAN	0.00%
Voter Turnout - Democratic	133.33%

Democratic for U.S. President

Vote For 1

TOTAL

JOSEPH R BIDEN JR	2
GABRIEL CORNEJO	0
MARIANNE DEBORAH WILLIAMSON	1
FRANK LOZADA	1
DEAN BENSON PHILLIPS	0
Overvotes	0
Undervotes	0
Contest Totals	4

IA
Statistics

TOTAL

Registered Voters - Total	0
Registered Voters - NONPARTISAN	0
Registered Voters - Democratic	0
Ballots Cast - Total	0
Ballots Cast - NONPARTISAN	0
Ballots Cast - Democratic	0
Ballots Cast - Blank	0
Voter Turnout - Total	0.00%
Voter Turnout - NONPARTISAN	0.00%
Voter Turnout - Democratic	0.00%

Democratic for U.S. President

Vote For 1

TOTAL

JOSEPH R BIDEN JR	0
GABRIEL CORNEJO	0
MARIANNE DEBORAH WILLIAMSON	0
FRANK LOZADA	0
DEAN BENSON PHILLIPS	0
Overvotes	0
Undervotes	0
Contest Totals	0

13 13
Statistics

TOTAL

Registered Voters - Total	1
Registered Voters - NONPARTISAN	0
Registered Voters - Democratic	1
Ballots Cast - Total	3
Ballots Cast - NONPARTISAN	0
Ballots Cast - Democratic	3
Ballots Cast - Blank	0
Voter Turnout - Total	300.00%
Voter Turnout - NONPARTISAN	0.00%
Voter Turnout - Democratic	300.00%

Democratic for U.S. President

Vote For 1

TOTAL

JOSEPH R BIDEN JR	2
GABRIEL CORNEJO	1
MARIANNE DEBORAH WILLIAMSON	0
FRANK LOZADA	0
DEAN BENSON PHILLIPS	0
Overvotes	0
Undervotes	0
Contest Totals	3

2
Statistics

TOTAL

Registered Voters - Total	0
Registered Voters - NONPARTISAN	0
Registered Voters - Democratic	0
Ballots Cast - Total	0
Ballots Cast - NONPARTISAN	0
Ballots Cast - Democratic	0
Ballots Cast - Blank	0
Voter Turnout - Total	0.00%
Voter Turnout - NONPARTISAN	0.00%
Voter Turnout - Democratic	0.00%

Democratic for U.S. President

Vote For 1

TOTAL

JOSEPH R BIDEN JR	0
GABRIEL CORNEJO	0
MARIANNE DEBORAH WILLIAMSON	0
FRANK LOZADA	0
DEAN BENSON PHILLIPS	0
Overvotes	0
Undervotes	0
Contest Totals	0

2A
Statistics

	TOTAL
Registered Voters - Total	4
Registered Voters - NONPARTISAN	0
Registered Voters - Democratic	4
Ballots Cast - Total	2
Ballots Cast - NONPARTISAN	0
Ballots Cast - Democratic	2
Ballots Cast - Blank	0
Voter Turnout - Total	50.00%
Voter Turnout - NONPARTISAN	0.00%
Voter Turnout - Democratic	50.00%

Democratic for U.S. President

Vote For 1

	TOTAL
JOSEPH R BIDEN JR	1
GABRIEL CORNEJO	0
MARIANNE DEBORAH WILLIAMSON	1
FRANK LOZADA	0
DEAN BENSON PHILLIPS	0
Overvotes	0
Undervotes	0
Contest Totals	2

3
Statistics

	TOTAL
Registered Voters - Total	2
Registered Voters - NONPARTISAN	0
Registered Voters - Democratic	2
Ballots Cast - Total	2
Ballots Cast - NONPARTISAN	0
Ballots Cast - Democratic	2
Ballots Cast - Blank	0
Voter Turnout - Total	100.00%
Voter Turnout - NONPARTISAN	0.00%
Voter Turnout - Democratic	100.00%

Democratic for U.S. President

Vote For 1

	TOTAL
JOSEPH R BIDEN JR	2
GABRIEL CORNEJO	0
MARIANNE DEBORAH WILLIAMSON	0
FRANK LOZADA	0
DEAN BENSON PHILLIPS	0
Overvotes	0
Undervotes	0
Contest Totals	2

3A
Statistics

	TOTAL
Registered Voters - Total	9
Registered Voters - NONPARTISAN	0
Registered Voters - Democratic	9
Ballots Cast - Total	1
Ballots Cast - NONPARTISAN	0
Ballots Cast - Democratic	1
Ballots Cast - Blank	0
Voter Turnout - Total	11.11%
Voter Turnout - NONPARTISAN	0.00%
Voter Turnout - Democratic	11.11%

Democratic for U.S. President

Vote For 1

	TOTAL
JOSEPH R BIDEN JR	1
GABRIEL CORNEJO	0
MARIANNE DEBORAH WILLIAMSON	0
FRANK LOZADA	0
DEAN BENSON PHILLIPS	0
Overvotes	0
Undervotes	0
Contest Totals	1

4
Statistics

TOTAL

Registered Voters - Total	14
Registered Voters - NONPARTISAN	0
Registered Voters - Democratic	14
Ballots Cast - Total	7
Ballots Cast - NONPARTISAN	0
Ballots Cast - Democratic	7
Ballots Cast - Blank	0
Voter Turnout - Total	50.00%
Voter Turnout - NONPARTISAN	0.00%
Voter Turnout - Democratic	50.00%

Democratic for U.S. President

Vote For 1

TOTAL

JOSEPH R BIDEN JR	5
GABRIEL CORNEJO	0
MARIANNE DEBORAH WILLIAMSON	2
FRANK LOZADA	0
DEAN BENSON PHILLIPS	0
Overvotes	0
Undervotes	0
Contest Totals	7

4A
Statistics

TOTAL

Registered Voters - Total	4
Registered Voters - NONPARTISAN	0
Registered Voters - Democratic	4
Ballots Cast - Total	0
Ballots Cast - NONPARTISAN	0
Ballots Cast - Democratic	0
Ballots Cast - Blank	0
Voter Turnout - Total	0.00%
Voter Turnout - NONPARTISAN	0.00%
Voter Turnout - Democratic	0.00%

Democratic for U.S. President

Vote For 1

TOTAL

JOSEPH R BIDEN JR	0
GABRIEL CORNEJO	0
MARIANNE DEBORAH WILLIAMSON	0
FRANK LOZADA	0
DEAN BENSON PHILLIPS	0
Overvotes	0
Undervotes	0
Contest Totals	0

5
Statistics

TOTAL

Registered Voters - Total	7
Registered Voters - NONPARTISAN	0
Registered Voters - Democratic	7
Ballots Cast - Total	3
Ballots Cast - NONPARTISAN	0
Ballots Cast - Democratic	3
Ballots Cast - Blank	0
Voter Turnout - Total	42.86%
Voter Turnout - NONPARTISAN	0.00%
Voter Turnout - Democratic	42.86%

Democratic for U.S. President

Vote For 1

TOTAL

JOSEPH R BIDEN JR	3
GABRIEL CORNEJO	0
MARIANNE DEBORAH WILLIAMSON	0
FRANK LOZADA	0
DEAN BENSON PHILLIPS	0
Overvotes	0
Undervotes	0
Contest Totals	3

Rich County Canvass Statistics

5-Mar-24

Section 1 - Ballot Statistics

1A	45.5%	Voter Turnout
1B	55	Active voters (Given to counties on the Monday before the election)
1C	22	Number of counted ballots (Mail or Drop Box)
1D	3	Number of counted ballots (In-person)
1E	0	Number of ballots that were returned electronically (UOCAVA/disability)
1F	0	Number of counted ballots (Provisional)
1G	25	Total number of ballots counted
1H	Yes	Does total ballots counted match the number of voters given vote history in VISTA
1I		If no, what is the difference

1L Explain:

Section 2: Challenged and Uncounted Ballot Statistics

2A	0	Number of envelopes with a signature that does not match the voter's signature
2B	0	Number of unsigned envelopes
2C	0	Number of challenged ballots for other curable reasons
2D	4	Total number of ballots that were challenged (cured and not cured combined)
2E	0	Total number of curable that were not cured
2F	0.0%	Percentage of curable ballots that were not cured
2G	0	Total number of ballots where the voter submitted a disability affidavit*

Section 3: Rejected ballot statistics (ballots that cannot be cured)

3A	1	Number of ballots that were returned after the postmark deadline
3B	3	Number of ballots rejected for other non-curable reasons
3C	4	Total number of rejected that were not curable
3D	5% (3 out of 55)	Percentage of ballots that were returned as undeliverable

Section 4: Provisional ballot statistics

4A	0	Number of provisional ballots issued
4B	0	Number of provisional ballots counted
4C	0	Total Number of provisional ballots not counted
4D	0	Already Voted
4E	0	Insufficient ID
4F	0	Unsigned
4G	0	Incomplete Form
4H	0	Other
4I	#DIV/0!	Percentage of provisionals that were counted
4J	0	Number of provisional ballots that are same-day registration

Section 5: County Clerk Certification

Anneliesa Peart
Rich County

I certify that the information contained in this report is true and accurate.

This report must be sent to elections@utah.gov upon completion of the canvass



Canvass - Audit Certification Report

County: Rich

Election: Presidential Primary 2024

Paper Ballot Audit Summary

1. Number of paper ballots processed: 25
2. Number of ballots audited: 25
3. List the contests on the ballot that were audited:

precincts 1, 1a, 1b, 2, 2a, 3,
3a, 4, 4a, 5, 5a

Democrat
Presidential Primary 2024

Were there any differences between the tabulation software and the votes marked on the paper ballots?

Yes No (*If YES, please attach an explanation of any inconsistencies)

DRE Machine Audit Summary (complete only if applicable)

1. Number of voting machines used in the election: 2 available, used 1
2. Number of polling places used for the election: 1
3. Number of voting machines audited: 1
4. Were tamper-evident seals affixed to all journal tape canisters? Yes No
(*If no, please attach copies of the journal tape logs for the applicable canisters)
5. Did all machine serial numbers match when the canisters were installed and removed? Yes No
(*If no, please attach copies of the journal tape logs for the applicable canisters)
6. Did any tape seals on the journal tape canisters show evidence of tampering? Yes No
(*If yes, please attach copies of the logs for the applicable canisters)
7. Were there any differences between the machine results and hand-counted results for any audited machine? Yes No *If yes, please attach copies of the hand count logs for the applicable canisters)

Signature Affidavit Audit Summary

Total number of signature affidavits audited: 1

Did the signature audit reveal any inconsistencies between a signature's initial verification and the audit?
 Yes No (*If YES, please attach an explanation of any inconsistencies)

Clerk Certification – to be completed before the canvass

Yes No I certify that I have reviewed the number of vote histories recorded in VISTA and they closely match the number of ballots cast in my county during this election.

Number of ballots counted: 25

Number of vote histories: 25

Difference: 0

Explain any differences:

Yes No I certify that I have properly maintained the voter list in accordance with state and federal laws (20A-3a-404(2)).

Yes No I complied with the requirements of the software validation rule R623-7: "before using any voting equipment, and before each election, the election officer shall verify that the firmware version on any voting equipment matches the firmware version that is certified by the EAC."

County Clerk Signature: *Arent* Date: 3/12/2024

RICH COUNTY
2024 Democratic Presidential Primary

The Board of Canvassers of Rich County, Utah, met at the County Courthouse, 20 S. Main Street, Randolph, Utah at 1 p.m. on Tuesday, March 19, 2024 to conduct a canvass of returns from the March 5, 2024 Democratic Presidential Primary Election pursuant to Utah Code Unannotated 20A-4-304. The following members were present, constituting a quorum:

Simeon Weston,	Commissioner
William Cox,	Commissioner
Jonathan Lee,	Commissioner
Anneliesa Peart,	Clerk-Election Official

Anneliesa Peart conducted the canvass. A cursory review of the ballot tabulations was made. The results of the canvass are attached.

Mrs. Peart stated there were 25 ballots cast during the March 5, 2024 Presidential Primary Election and 25 ballots were processed.

The number of ballots received by mail totaled 20, the number of military and overseas (UOCAVA) ballots totaled zero (0), and the number of ballots received in person totaled five (5), one (1) ballot was received by mail, post-marked after March 4, 2024. There were zero (0) voted provisional ballots. After counting the 20 by-mail ballots, the five (5) in-person ballots, the zero (0) UOCAVA ballots, the zero (0) provisional ballots, and rejecting one (1) invalid ballot, the percentage of ballots counted was 100%, for a total of 25 ballots counted.

The number of ballots counted on election night was 25 for an election night voter turnout percentage of 45.45%. The number of ballots counted post-election night was zero (0), constituting a total number of ballots cast at 25.

Mrs. Peart reviewed the audit procedures with the Board. Rich County was required to audit 25 ballots, which were randomly selected by the Lieutenant Governor's Office. The 25 ballots selected were verified using Electionware Software, and all the votes were visually verified and passed. Additionally, one (1) voter signature was audited separately – constituting a 1% audit – and successfully passed.

Election Official, Anneliesa Peart, followed all the noticing and reporting required by Utah State Code.

MOTION: A motion was made by Jonathan Lee to accept the results of the Democratic Presidential Primary Election as submitted by the Clerk-Election Official. The motion was seconded by William Cox and unanimously carried.

Respectfully submitted,

Anneliesa Peart
Rich County Clerk-Election Official

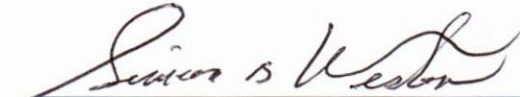
CERTIFICATION

The undersigned duly elected officials of Rich County, meeting as a Board of Canvassers for Rich County, Utah, hereby certify that the attached tabulation is declared to be the OFFICIAL RESULTS of the Democratic Presidential Primary Election held in Rich County, Utah on March 5, 2024 as determined by an Official Canvass conducted by Anneliesa Peart, Rich County Clerk-Election Official, in a meeting duly called, pursuant to Utah Code Unannotated 20A-4-304, for that purpose on March 19, 2024, at 1 pm.

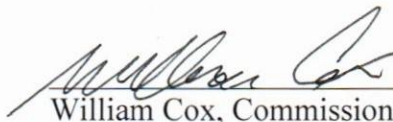
Dated this 19th day of March 2024.




Anneliesa Peart, Clerk-Election Official



Simeon Weston, Commissioner



William Cox, Commissioner



Jonathan Lee, Commissioner